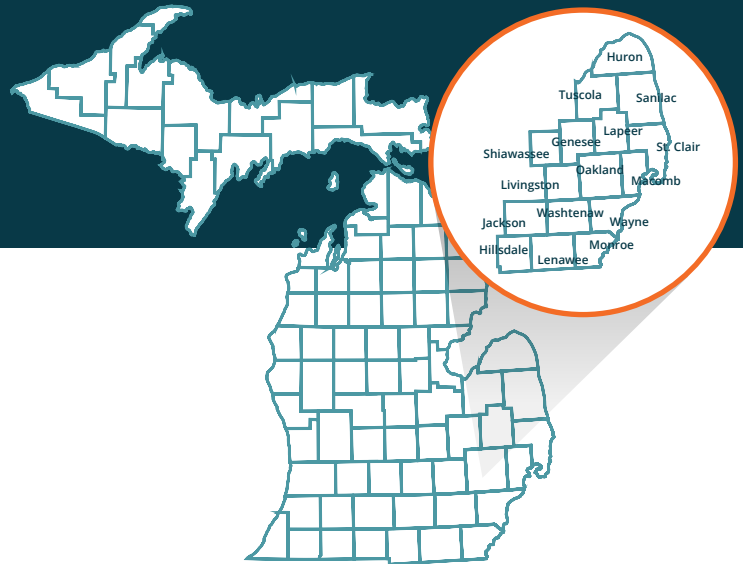


GENESEE COUNTY COMMUTING PATTERN REPORT



Introduction

The Workforce Intelligence Network for Southeast Michigan (WIN) partnership is a collaboration of six Michigan Works! Agencies (MWAs) and ten community colleges across a 16-county region in Michigan. The counties in the WIN partnership include: Genesee, Hillsdale, Huron, Jackson, Lapeer, Lenawee, Livingston, Macomb, Monroe, Oakland, Saint Clair, Sanilac, Shiawassee, Tuscola, Washtenaw, and Wayne, along with the City of Detroit.

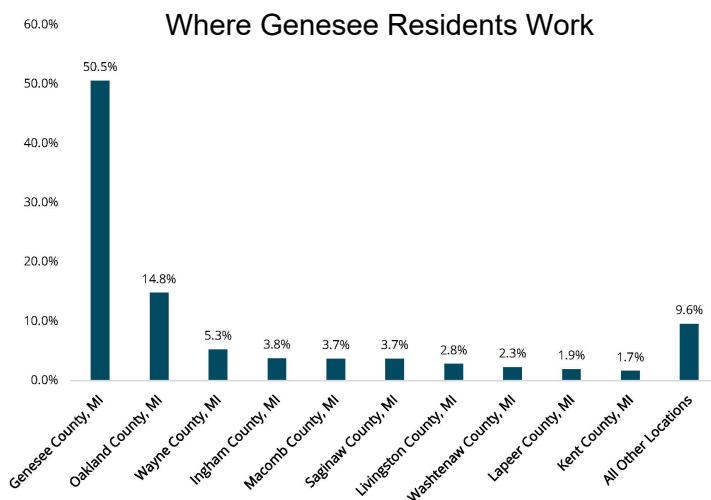
The WIN partnership region's labor shed highlights why, when it comes to talent, we must think regionally: The workforce is mobile. Although 91.0% of the region's workforce live and work¹ in the 16-county area, not all residents work in their home county. It is not uncommon for workers to commute one or two counties over for work. This means that the residents in every county should be ready for the job demands of employers hiring throughout southeast Michigan.

This document provides detailed information on where employees in the area commute to and from each day for work, how far they travel, along with other information about workers and businesses in the area. For more detail on the labor market please see WIN's Quarterly Labor Market Report publications.

Where Residents Work

In 2015, Genesee County's workforce consisted of 145,111 residents. 73,350 (50.5%) of the residents lived and worked within Genesee County, while the remaining 71,761 residents (49.5%) traveled outside of the county for work. Since 2014, the number of residents that traveled outside of the county for work increased by 1,764 (2.5%) individuals, from 69,997 to 71,761.

Genesee County residents were slightly less mobile in 2015 than in 2014. In 2015, 41.1% of the county's workforce (59,585 individuals) traveled more than 25 miles to their place of employment compared to 42.4% (62,242 individuals) in 2014. Oakland County was the most popular destination outside of Genesee County for residents to find employment. 21,467 residents (14.8% of the county's workforce) traveled to Oakland County for employment in 2015, followed by 7,667 residents (5.3% of the county's workforce) that traveled to Wayne County.



6,953

BUSINESS ESTABLISHMENTS
in 2015



17,332

JOBS POSTED ONLINE
IN 2015



73,350

WORKERS THAT LIVED
AND WORKED IN
GENESEE COUNTY



59,585

RESIDENTS TRAVELING MORE
THAN 25 MILES TO WORK

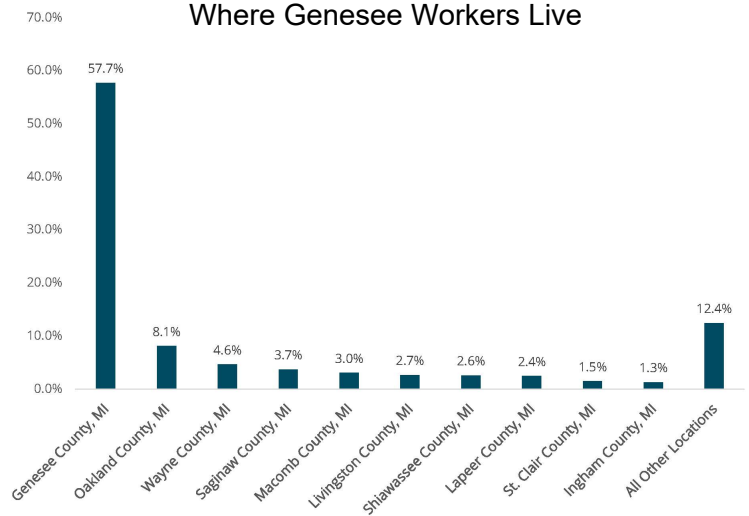
GENESEE COUNTY COMMUTING PATTERN REPORT

Where Workers Live

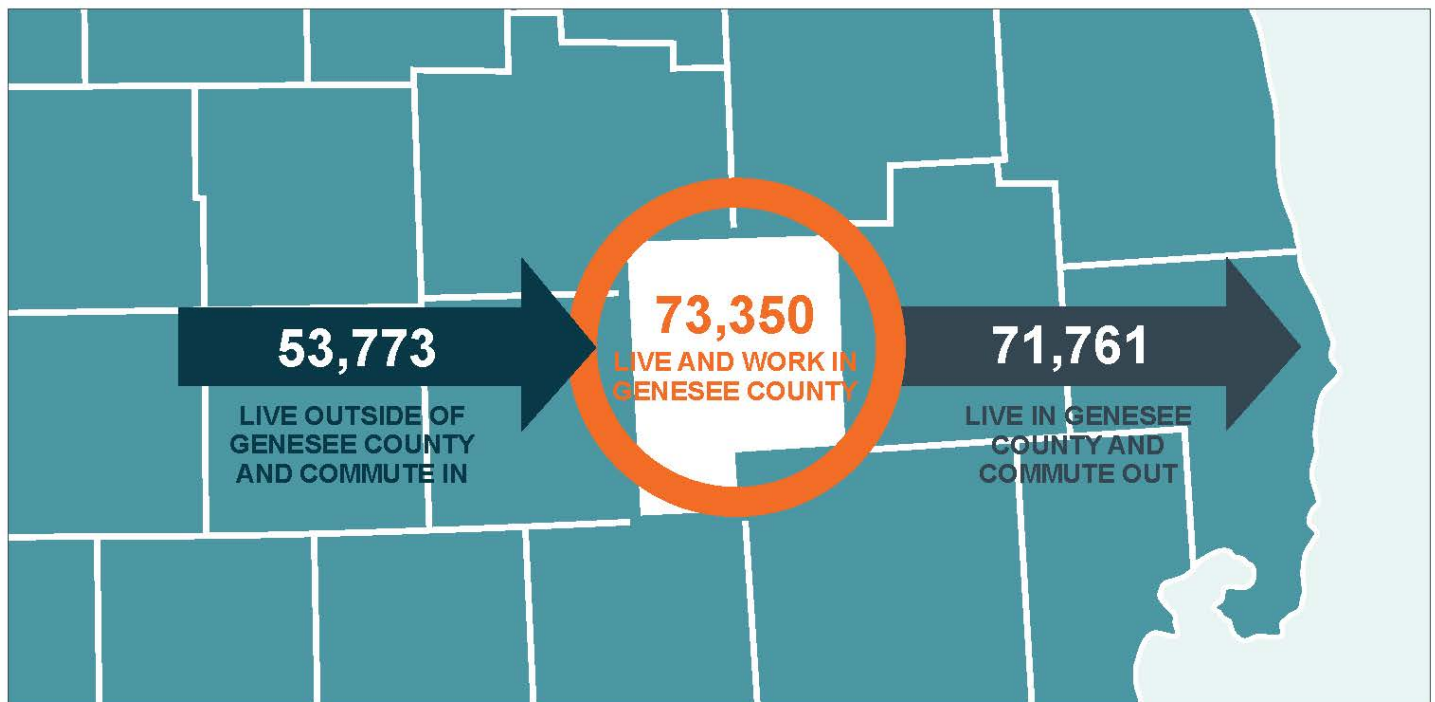
Genesee County is a commuting community. In 2015, 127,123 workers were employed in Genesee County. 53,773 (42.3%) of those workers were employed in Genesee, but lived outside of its borders. Of those that traveled to Genesee County for work, 13,521 (25.1%) of the workers were 29 or younger. While Genesee County employers were able to attract a sizable amount of young workers in 2015, 29,183 (54.3%) of the internal jobs were filled by workers between the ages of 30 and 54. This indicates a desire for experienced workers in Genesee County.

Similar to the outflow of Genesee County residents, the great majority of workers that travel to Genesee reside in either Oakland or Wayne counties. 10,303 (8.1%) of Genesee County workers travel in from Oakland County followed by 5,862 (4.6%) that travel in from Wayne County. 41,021 (32.3%) of the 127,123 workers in Genesee County traveled more than 25 miles to their place of employment in 2015.

Where Genesee Workers Live



Source: U.S. Census OnTheMap, 2015
Analysis: Workforce Intelligence Network



¹ This fact and labor shed statistics throughout this brief are analyzed from the U.S. Census OnTheMap, Center for Economic Studies (2015).